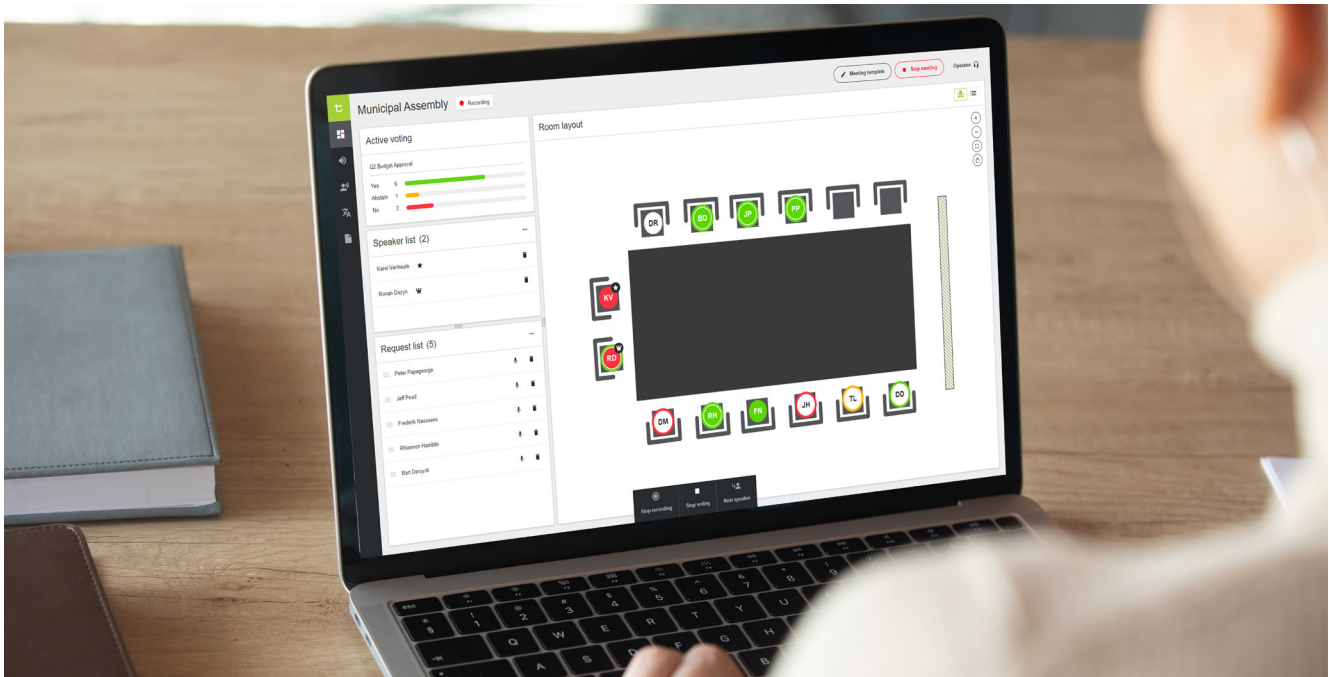


# Confero 360

A new way of meeting management



## Description

Confero 360 is Televic's newest solution for straight forward meeting management. It offers an all-in-one software package that simplifies room setup and meeting control. All managed from the Plixus engine's web server.

Its intuitive interface for setup of a meeting room and tools for meeting moderation were carefully designed with a clear focus on user experience.

Confero 360 brings additional features right to the core of the system, the Plixus engine. All web-based, so no need to install dedicated software on a PC. The new tool also introduces the use of different user roles. This makes it possible to tweak the interface to see only those things that are important to get your job done.

It allows a chairperson or operator to control the meeting, microphones and voting as well as view the meeting report after the meeting.

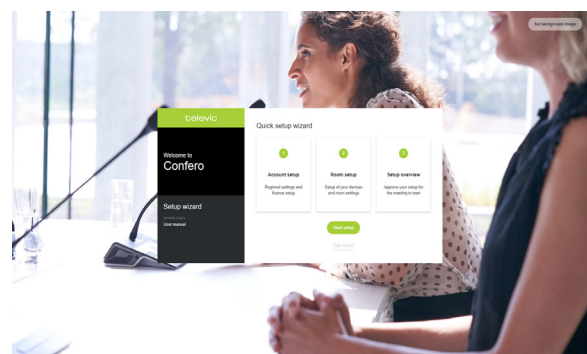
Confero's intuitive interface for setup of a meeting room and control of a meeting was carefully designed with a clear focus on user experience.

## Hassle-free installation

Zero install! That's a huge time saving when setting up a system. No installation of software on a dedicated PC, no setup of databases. Any device with a web browser can browse to the engine's web page. This means it is platform independent, so feel free to use a mac book, windows laptop, an iPad ,or an android tablet.

## Time-saving configuration

The new setup wizard allows a technician to swiftly set up the room in just a few steps. The wizard guides the technician through the setup and configuration in 3 clearly defined steps. Besides the initial setup of the conference devices and meeting mode discussion options that comes in any Plixus installation, the Confero 360 license adds the benefit of also configuring the room layout.



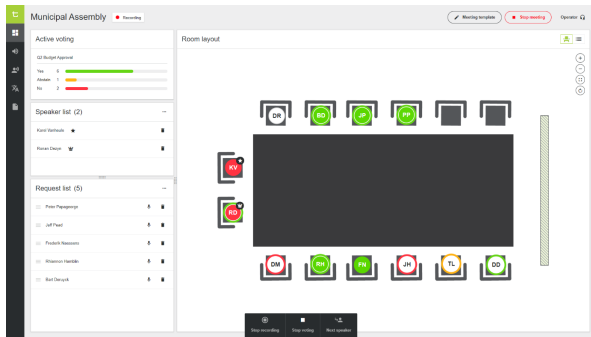
## New User Roles

In addition to the technician role that comes with the Plixus engine, the Confero 360 license adds new roles with their configurable features and personal web page. Each role can be protected with a user role specific password.

- » **Technician:** set up the meeting room and control the settings of the Plixus system, run the setup wizard, diagnose the system
- » **Operator / Chairperson:** possibility to manage the meeting, speakers and request lists, start voting sessions and view the reports and meeting history.
- » **Signage:** In-room display to give a view on speaker and requests lists, the room layout, and voting results during or after a voting session.

## Tools to manage your meetings more efficiently

The Confero 360 license unlocks essential and intuitive tools to manage meetings.



From a room layout that mimics the meeting room seating layout to a clear view on who is speaking and requested the floor. These components can be positioned and changed in size to your liking, even switching the interface to dark mode is an option.

In a meeting template participants can be added by simply typing their name and adding them to their assigned seat. Additionally, an RF-ID card can be assigned, allowing participants to identify themselves by logging into any conference device in the room.

Whenever a need arises a voting can be started on the fly. The voting gets a description, and it can be defined if it is a public or secret vote.

After the voting session is initiated meeting participants can cast their votes.

Voting results are visualized in the operator, and chairperson screen, but also the signage screen will toggle to visualize the voting results.

The user interface is available in 20+ languages and the manual is also available right from the software interface.

## Meeting Reports

After ending your meeting, a comprehensive report becomes available. You can view this in the browser or print it.

Store up to 50 meetings on the Plixus engine.

The reports contain meeting participants, the recording (if available) and timestamped voting items with overall and individual vote results.

## Features Confero 360

The Confero 360 license contains the following functionality:

- » Easy step by step configuration wizard
- » Room layout configuration for the technician
- » Roles for meeting control
  - » Operator
  - » Chairperson
  - » Signage
- » Specify available controls for each role
- » Capability to protect roles with password
- » Create a single meeting template including:
  - » Title
  - » Delegates and seating
  - » Optional badge configuration
  - » Optional recording of the meeting audio
- » Start a meeting from the template or a new meeting
- » Manage speakers from room layout
- » Manage the speaker list
- » Manage request list with drag and drop re-ordering capability
- » Start a voting session
  - » Voting question
  - » 2 or 3 options
  - » Public or secret voting
- » Signage
  - » Meeting view with Room layout, speaker list and request list
  - » Voting view with results screen
  - » Dynamically switch between meeting and voting view when voting starts / stops
- » Consult up to 50 meeting reports
- » Dark mode

## Supported Conference devices

- » Plixus AE-R (CRP7.0 onwards)
- » Plixus MME (CRP 7.0 onwards)
- » Confidea T and F series
- » Confidea FLEX series
- » uniCOS
- » Lingua ID
- » Confidea G3 (coupling with AE-R required)

## System Requirements

Compatible browsers

- » Google Chrome (version 81 or higher)
- » Mozilla Firefox (version 75 or higher)
- » Microsoft Edge (version 81 or higher)
- » Apple Safari (version 13 or higher)

## Licenses

To unlock Confero 360 functionality the following license is required:

- » 71.98.3000 : Confero 360 license

	Confero	Confero 360
Setup Wizard	√	√
Devices Setup	√	√
License Setup	√	√
Interpretation configuration	√	√
Audio configuration	√	√
Diagnostics	√	√
Dark Mode	√	√
Multilingual interface	√	√
Room Layout	-	√
User Roles	-	√
Meeting Template	-	√
Delegate Information	-	√
Voting	-	√
Badge Identification	-	√
Signage	-	√
Meeting Reports	-	√